

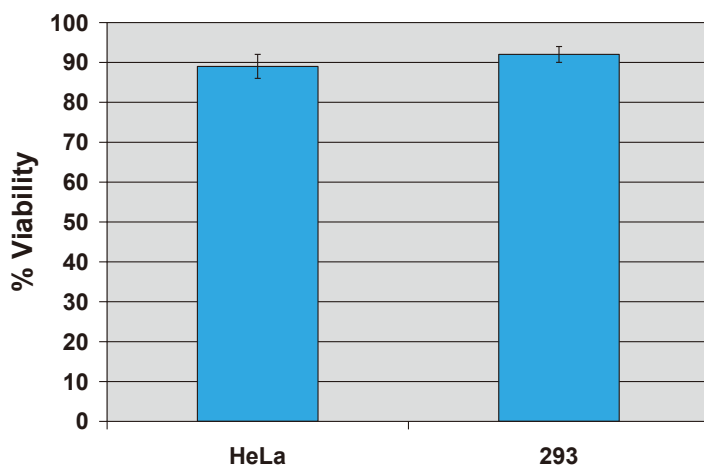
Cell Colony Formation Assays

- ✓ 改良傳統法的 soft agar assay
- ✓ 省略繁瑣的手動細胞技術步驟
- ✓ 在更短的時間內實現更準確的定量及高通量

Cell Type	Medium	Assay	SKU
Tumor Cells	Soft Agar Matrix	Cell Transformation Assays	Soft Agar Colony Formation CBA-130 (Fluorometric)
		In Vitro Tumor Sensitivity Assay	Cell Recovery Compatible CBA-135 (Colorimetric) CBA-140 (Fluorometric)
			Clonogenic Tumor Cell Isolation Kit
		Hematopoietic Cells	Methylcellulose
Embryonic Stem Cells	Soft Agar Matrix	Stem Cell Colony Formation Assay	CBA-320 (Fluorometric)
			CBA-325 (Fluorometric)

CytoSelect™ 96-Well Cell Transformation Assay, Cell Recovery Compatible


- ✓ 獨家專利改良的 soft agar medium
- ✓ 無需手動計數細胞
- ✓ 節省時間，只要 7-8 天就可獲得結果，不向傳統法需耗時 3 週
- ✓ 可從 soft agar medium 回收細胞以進行後續分析



HeLa 和 293 cell 分別以 soft agar medium 培養 6 天後並回收其細胞，透過 Trypan blue 染色分析細胞存活率。


Product Name	Detection	Size	SKU
CytoSelect™ 96-Well Cell Transformation Assay, Cell Recovery Compatible	Fluorometric	96 wells	CBA-325



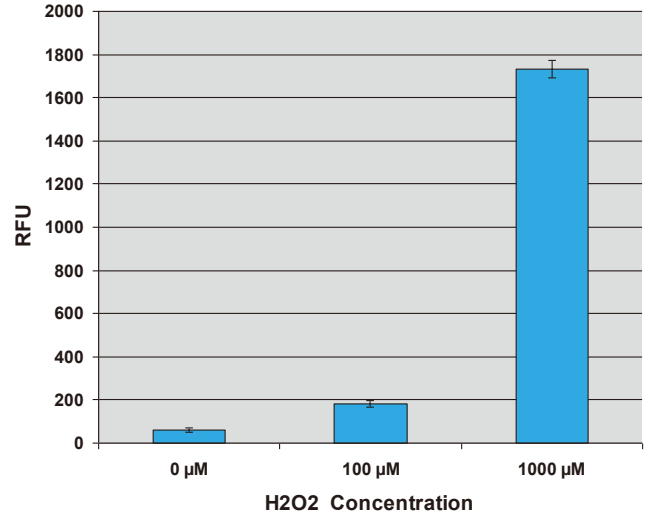


OxiSelect™ Intracellular ROS Assay Kit

- ✓ 操作簡單快速，只需約 1 小時即可獲得數據
- ✓ 高靈敏度，檢測濃度最低可至 10 pM
- ✓ 可檢測到各種 ROS 種類的存在



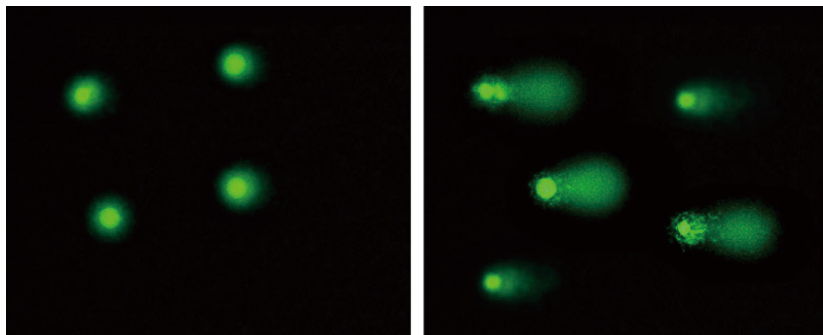
HeLa cell 以不同濃度 H₂O₂ 處理細胞後，以螢光顯微鏡觀察或以 fluorometric plate reader 定量，並換算分析細胞內 ROS 含量。



Product Name	Detection	Size	SKU
OxiSelect™ Intracellular ROS Assay Kit	Fluorometric	96 Assays	STA-342

OxiSelect™ Comet Assay Kit

- ✓ 適用於各種類型 DNA damage
- ✓ 載玻片經過特殊處理，可附著 low-melting agarose
- ✓ 通過 epifluorescence microscopy 輕鬆觀察



Jurkat cell 以 Etoposide 處理，在 33V / 300 mA 鹼性電泳條件下進行 OxiSelect™ Comet Assay 15 分鐘。

Product Name	Detection	Size	SKU
OxiSelect™ Comet Assay Kit (3-Well Slides)	Fluorescence Microscopy	15 assays	STA-350
OxiSelect™ 3-Well Comet Assay Slides		5 slides	STA-352
OxiSelect™ 96-Well Comet Assay Kit		96 assays	STA-355
OxiSelect™ 96-Well Comet Assay Slide		1 slide	STA-356